


# How to Prepare for and Get Cast in Rock Musicals

The world of rock musicals is a captivating blend of music, storytelling, and performance. Whether it's the anthemic melodies of "Jesus Christ Superstar" or the energetic choreography of "Rent," rock musicals have a unique ability to ignite audiences' emotions and create unforgettable experiences.



## Rock the Audition: How to Prepare for and Get Cast in Rock Musicals by Sheri Sanders

★★★★☆ 4.9 out of 5

Language	: English
File size	: 1609 KB
Text-to-Speech	: Enabled
Screen Reader	: Supported
Enhanced typesetting	: Enabled
Word Wise	: Enabled
Print length	: 280 pages
Lending	: Enabled



Getting cast in a rock musical is a highly competitive process, but with the right preparation and strategies, you can increase your chances of success. Here is a comprehensive guide to help you navigate the audition process, showcase your skills, and stand out from the crowd.

## Essential Skills for Rock Musicals

To excel in rock musical auditions, it's crucial to possess a solid foundation in the following areas:

### **Vocal Ability:**

- Strong vocal range and control
- Excellent pitch and intonation
- Ability to sustain long notes and belt out powerful vocals

### **Acting Ability:**

- Naturalistic and believable acting skills
- Strong emotional connection to the character
- Ability to portray complex characters and convey their motivations

### **Dance Ability:**

- Strong rhythmic sense and coordination
- Proficiency in a variety of dance styles, including rock, contemporary, and jazz
- Excellent stamina and energy levels

## **Preparing for Auditions**

Preparation is key to successful auditions. Here's a step-by-step guide to help you prepare:

### **1. Research the Show:**

Familiarize yourself with the rock musical you're auditioning for. Study the script, listen to the music, and research the production history.

## **2. Choose Strong Material:**

Select songs and monologues that showcase your vocal, acting, and dance abilities. Choose pieces that align with the style and tone of the show and highlight your strengths.

## **3. Rehearse Meticulously:**

Practice your material thoroughly. Work on your vocals, acting delivery, and dance moves until you feel confident and comfortable.

## **4. Seek Professional Guidance:**

Consider working with a vocal coach, acting coach, or dance instructor to refine your skills and gain valuable insights.

## **5. Practice Audition Etiquette:**

Familiarize yourself with audition protocols. Dress appropriately, arrive on time, and be prepared to follow instructions.

## **Audition Day**

On audition day, it's important to maintain a positive and professional demeanor. Here are some tips to help you navigate the process:

### **1. Present Yourself Professionally:**

Dress appropriately, arrive on time, and maintain a respectful and confident attitude.

### **2. Connect with the Casting Team:**

Introduce yourself clearly and make eye contact. Briefly highlight your relevant skills and experience.

### **3. Perform Your Material with Confidence:**

Deliver your songs, monologues, and dance routines with passion and energy. Stay in character and engage with the casting team.

### **4. Take Direction Well:**

Be open to feedback and make adjustments as requested. Show the casting team that you're coachable and willing to learn.

### **5. Follow Up:**

After the audition, thank the casting team for their time and consideration. Politely inquire about the next steps in the process.

## **Rehearsals and Beyond**

If you're fortunate enough to be cast in a rock musical, the journey doesn't end there. Here are some strategies to help you succeed in rehearsals and beyond:

### **1. Collaborate with the Creative Team:**

Work closely with the director, musical director, and choreographer to develop your character and performance.

### **2. Stay Committed and Professional:**

Attend rehearsals regularly, prepare thoroughly, and maintain a positive attitude.

### **3. Build Relationships:**

Connect with your fellow cast members and crew. Foster a supportive and collaborative work environment.


## 4. Continue Training:

Use rehearsals as an opportunity to refine your skills and explore new techniques.

## 5. Embrace the Experience:

Performing in a rock musical is a unique and rewarding experience. Enjoy the journey and create lasting memories.

Getting cast in a rock musical is a challenging but achievable goal with the right preparation and dedication. By honing your essential skills, researching the show, practicing meticulously, presenting yourself professionally, and embracing the rehearsal process, you can increase your chances of success. Remember, the journey is as important as the destination. Enjoy the experience, learn from your setbacks, and keep chasing your passion for rock musical theater.



## Rock the Audition: How to Prepare for and Get Cast in

**Rock Musicals** by Sheri Sanders


★★★★☆ 4.9 out of 5

Language	: English
File size	: 1609 KB
Text-to-Speech	: Enabled
Screen Reader	: Supported
Enhanced typesetting	: Enabled
Word Wise	: Enabled
Print length	: 280 pages
Lending	: Enabled

FREE


DOWNLOAD E-BOOK





## Stories of War from the Women Reporters Who Covered Vietnam

The Vietnam War was one of the most significant events of the 20th century. It was a complex and controversial conflict that had a profound impact on both the United States...



## The Hero and Saint of Islam: A Perennial Philosophy

Ali ibn Abi Talib, the fourth caliph of Islam, is a figure of great significance in the Muslim world. He is revered as a hero and a saint, and his...