


Empowering Expression: Crafting a Compelling Free to Choose Personal Statement



The Free to Choose personal statement is a pivotal opportunity for students to showcase their unique perspectives, aspirations, and qualifications. This introspective and reflective essay allows you to articulate your academic interests, life experiences, and values, while demonstrating your passion for the university you are applying to. By crafting a well-written personal statement, you can present yourself as an exceptional candidate and boost your chances of admission.

Step 1: Understanding the Prompt

Before embarking on your writing journey, it is crucial to thoroughly understand the prompt. The Free to Choose personal statement typically invites you to share your unique perspective on a topic that is meaningful to you. This could range from your academic aspirations, personal experiences, or contributions to your community. Carefully analyzing the prompt will provide you with a clear direction for your writing.



Free To Choose: A Personal Statement by Milton Friedman

★★★★☆ 4.7 out of 5

Language	: English
File size	: 2051 KB
Text-to-Speech	: Enabled
Screen Reader	: Supported
Enhanced typesetting	: Enabled
X-Ray	: Enabled
Word Wise	: Enabled
Print length	: 358 pages



Step 2: Introspection and Brainstorming

Your personal statement should be a reflection of your authentic self. Begin by engaging in deep introspection, exploring your interests, values, and life experiences. Jot down all relevant ideas, no matter how small or seemingly insignificant. Consider the following questions:

- * What are you most passionate about?
- * What unique experiences have shaped your perspective?
- * What are your goals and aspirations?
- * Why are you interested in attending this particular university?

Step 3: Crafting a Compelling Opening

The opening paragraph of your personal statement sets the tone for the entire essay. It is your chance to captivate the reader's attention and leave a lasting impression. Consider using a compelling anecdote, an intriguing question, or a powerful statement that encapsulates the essence of your topic.

Step 4: Developing a Logical Structure

Your personal statement should flow seamlessly, with a clear structure that guides the reader through your narrative. Organize your thoughts into distinct paragraphs, each focusing on a specific aspect of your experience or perspective. Use transitions to create coherence and avoid abrupt jumps between ideas.

Step 5: Utilizing Vivid Language

Your personal statement is not merely a collection of facts; it is an opportunity to express yourself in a captivating and engaging manner. Use vivid language, sensory details, and anecdotes to bring your experiences to life. Show, don't tell, by immersing the reader in your world.

Step 6: Demonstrating Your Qualifications

While your personal statement is not a transcript of your academic achievements, it is an opportunity to showcase your skills, talents, and experiences that make you a strong candidate for the university. Subtly weave in relevant accomplishments, leadership roles, and extracurricular activities that highlight your strengths.

Step 7: Expressing Your Passion for the University

The Free to Choose personal statement also serves as a platform to express your enthusiasm for the university you are applying to. Research the university's mission, values, and academic programs. Identify specific aspects that align with your interests and explain why you believe the university is an ideal fit for you.

Step 8: Revising and Editing

Once you have completed a draft of your personal statement, take time to revise and edit it carefully. Seek feedback from trusted sources, such as teachers, mentors, or peers. Pay attention to grammar, spelling, and sentence structure. Ensure your writing is clear, concise, and engaging.

Step 9: Finalizing Your Submission

Before submitting your personal statement, proofread it meticulously for any errors. Ensure that it adheres to the word count and formatting requirements. Submit your statement with confidence, knowing that you have presented yourself as a compelling and qualified candidate for the university.


Crafting a compelling Free to Choose personal statement is an empowering experience that allows you to share your unique perspective with the world. By following these steps, you can create an essay that showcases your strengths, aspirations, and passion for higher education. Embrace this opportunity to tell your story and leave a lasting impression on the admissions committee.

Free To Choose: A Personal Statement by Milton Friedman

★★★★☆ 4.7 out of 5

Language : English

File size : 2051 KB




Text-to-Speech	: Enabled
Screen Reader	: Supported
Enhanced typesetting	: Enabled
X-Ray	: Enabled
Word Wise	: Enabled
Print length	: 358 pages



Stories of War from the Women Reporters Who Covered Vietnam

The Vietnam War was one of the most significant events of the 20th century. It was a complex and controversial conflict that had a profound impact on both the United States...



The Hero and Saint of Islam: A Perennial Philosophy

Ali ibn Abi Talib, the fourth caliph of Islam, is a figure of great significance in the Muslim world. He is revered as a hero and a saint, and his...