


# Design Architect: Prioritize and Deliver Your Corporate Future Successfully

In today's competitive business environment, it is more important than ever to create a workplace that supports productivity, collaboration, and innovation. A well-designed office can help to attract and retain top talent, improve employee morale, and boost . That's where design architects come in.



## Practical Guide to Agile Strategy Execution: Design, Architect, Prioritize, and Deliver your Corporate Future Successfully by Daniel Lambert

★★★★☆ 4.9 out of 5

Language : English  
File size : 32444 KB  
Text-to-Speech : Enabled  
Screen Reader : Supported  
Enhanced typesetting : Enabled  
Word Wise : Enabled  
Print length : 193 pages  
Lending : Enabled



Design architects are responsible for translating business needs into physical spaces. They work with clients to understand their goals and objectives, and then create spaces that support those goals. This can involve designing new offices, renovating existing spaces, or simply reconfiguring furniture and equipment.

The role of the design architect is becoming increasingly important as businesses realize the impact that the workplace can have on their success. A well-designed office can help to:

- Improve productivity
- Enhance collaboration
- Boost innovation
- Attract and retain top talent
- Improve employee morale
- Boost

If you are considering making changes to your workplace, it is important to work with a qualified design architect. A good design architect will be able to help you to create a space that meets your specific needs and goals.

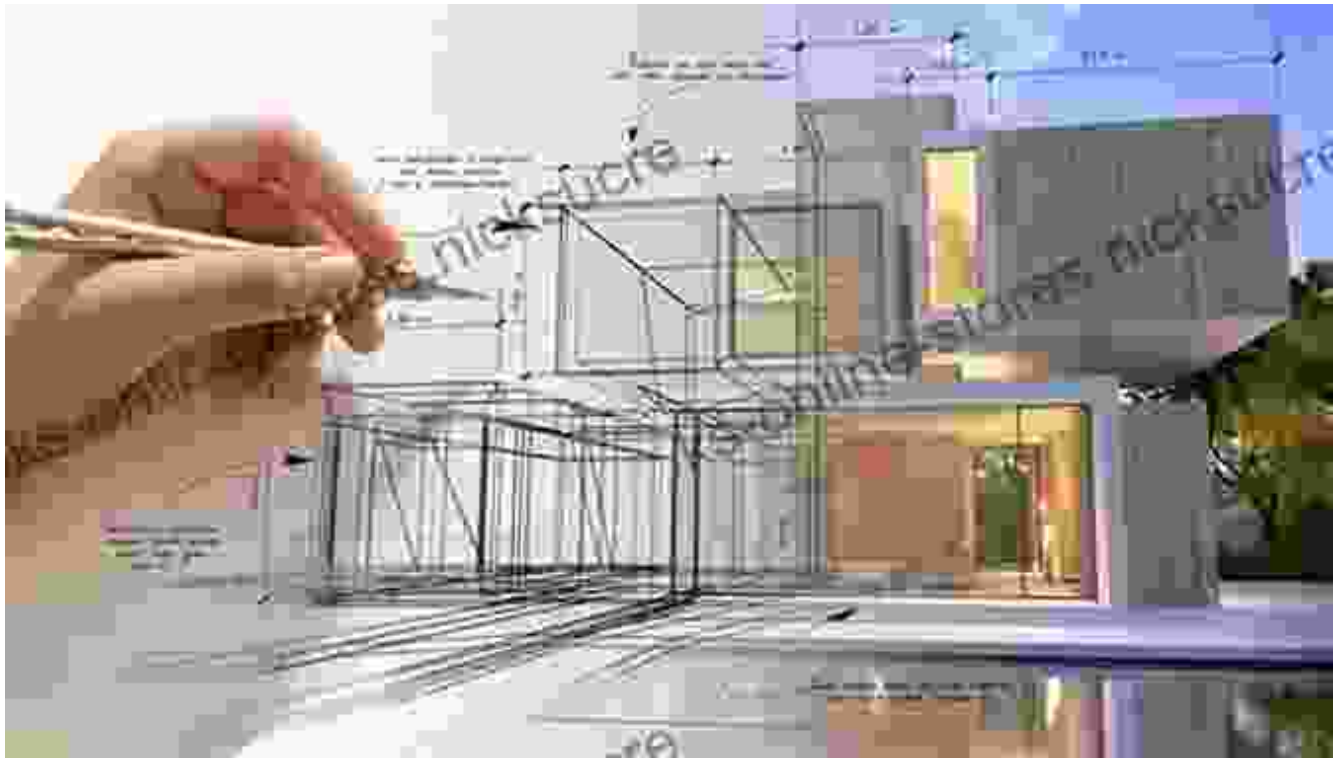
**Here are a few tips for prioritizing and delivering your corporate future successfully:**

1. **Start with a clear vision.** What are your goals for the new space? What are the key drivers of your business? Once you have a clear understanding of your vision, you can begin to develop a plan to achieve it.
2. **Involve your stakeholders.** Get input from your employees, customers, and other stakeholders early in the process. This will help to ensure that the new space meets the needs of everyone who uses it.


3. **Create a detailed plan.** Once you have a clear vision and have involved your stakeholders, it is important to create a detailed plan for the project. This plan should include a timeline, budget, and scope of work.
4. **Work with a qualified design architect.** A good design architect will be able to help you to create a space that meets your specific needs and goals. They will also be able to help you to manage the project and ensure that it is completed on time and within budget.
5. **Be flexible.** Things don't always go according to plan, so it is important to be flexible and willing to adjust your plan as needed. The key is to stay focused on your vision and to make sure that the final product meets your needs.

By following these tips, you can increase your chances of successfully delivering a corporate future that meets your needs and goals. A well-designed office can be a powerful tool for driving business success.

## **Image Gallery**



Design architect creating a detailed plan for the project




## Practical Guide to Agile Strategy Execution: Design, Architect, Prioritize, and Deliver your Corporate Future Successfully

by Daniel Lambert

★★★★☆ 4.9 out of 5


- Language : English
- File size : 32444 KB
- Text-to-Speech : Enabled
- Screen Reader : Supported
- Enhanced typesetting: Enabled
- Word Wise : Enabled
- Print length : 193 pages
- Lending : Enabled

**FREE** [DOWNLOAD E-BOOK](#) 



## Stories of War from the Women Reporters Who Covered Vietnam

The Vietnam War was one of the most significant events of the 20th century. It was a complex and controversial conflict that had a profound impact on both the United States...



## The Hero and Saint of Islam: A Perennial Philosophy

Ali ibn Abi Talib, the fourth caliph of Islam, is a figure of great significance in the Muslim world. He is revered as a hero and a saint, and his...