


Coming Ashore in World Adrift: A Comprehensive Guide to Navigating the Archipelago

World Adrift is a highly anticipated multiplayer survival game set in a vast, procedurally generated archipelago. As a player, you'll find yourself stranded on one of these islands and tasked with gathering resources, building shelter, and fending off threats from both the environment and other players. One of the most important aspects of the game is learning how to come ashore safely and begin your journey in this unforgiving wilderness.

Navigating the Ocean

Before you can reach land, you'll need to navigate the treacherous waters of the archipelago. Your starting location is randomized, and you may find yourself far from shore. It's important to conserve your energy and resources as you paddle or sail towards land.



The Big Swim: Coming Ashore in a World Adrift

by Carrie Saxifrage

★★★★★ 5 out of 5

Language	: English
File size	: 1216 KB
Text-to-Speech	: Enabled
Screen Reader	: Supported
Enhanced typesetting	: Enabled
Word Wise	: Enabled
Lending	: Enabled
Print length	: 195 pages



One of the most effective ways to conserve energy is to follow the wind. By using a sail, you can harness the wind's power to propel yourself forward. You can also use a paddle or rowboat, but these methods require more effort.

Be aware of your surroundings as you navigate the ocean. Keep an eye out for islands, as well as potential threats like sharks and other predators. If you're attacked, try to maneuver your boat away from the threat and stay in deep water.

Approaching the Shore

As you approach land, you'll need to start planning your approach. The shoreline can be dangerous, with rocks, reefs, and strong currents. It's important to find a safe landing spot.

Look for a beach or inlet with a gradual slope. This will make it easier to land your boat and avoid damage. Avoid areas with steep cliffs or strong currents.

As you get closer to shore, use your paddle or oars to slow down and control your boat. Don't overshoot your landing spot, as you may end up crashing into the beach or rocks.

Landing Your Boat

Once you've found a safe landing spot, it's time to disembark. If you're using a rowboat or small sailing vessel, you can simply beach it on the

sand. Larger vessels may need to anchor offshore and use a smaller boat to reach the shore.

As you disembark, be aware of your surroundings. There may be other players or creatures nearby. Be prepared to defend yourself if necessary.

Establishing Your Camp

Once you're safely on land, it's time to establish a camp. This will be your base of operations as you explore the island and gather resources.

Look for a flat, well-drained area for your camp. You'll want to be near a source of fresh water, such as a stream or lake. You'll also want to be close to resources like wood and stone.

Build a shelter to protect yourself from the elements. This can be a simple lean-to or a more elaborate structure. You'll also need to build a fire to keep warm and cook food.

Gathering Resources

Once your camp is established, it's time to start gathering resources. You'll need to find food, water, and building materials.

Food can be found in the form of fruits, vegetables, and animals. You can also fish or hunt for food. Water can be found in streams, lakes, and springs. You can also collect rainwater in containers.

Building materials can be found in the form of wood, stone, and metal. You can chop down trees for wood, quarry rocks for stone, and mine ore for metal.

Building Your Base

As you gather resources, you can start building your base. This can be a simple shack or a more elaborate structure. You'll want to build your base in a defensible location, such as on top of a hill or near a body of water.

You can build walls, towers, and other structures to protect your base from attack. You can also build workshops, storage facilities, and other amenities to make your life on the island more comfortable.


Exploring the Archipelago

Once your base is established, it's time to start exploring the archipelago. There are many different islands to discover, each with its own unique challenges and rewards.

You'll encounter a variety of creatures as you explore, including both friendly and hostile animals. You'll also find treasure chests, abandoned ruins, and other points of interest.

As you explore, you'll learn more about the history and lore of the archipelago. You'll also discover new resources and recipes that will help you survive and thrive in this unforgiving wilderness.

Coming ashore in World Adrift is a challenging but rewarding experience. By following the tips in this guide, you'll be well on your way to establishing a base and beginning your journey in this vast archipelago. With a little skill and determination, you'll be able to survive and thrive in this unforgiving wilderness.




The Big Swim: Coming Ashore in a World Adrift

by Carrie Saxifrage


★★★★★ 5 out of 5

Language : English
File size : 1216 KB
Text-to-Speech : Enabled
Screen Reader : Supported
Enhanced typesetting : Enabled
Word Wise : Enabled
Lending : Enabled
Print length : 195 pages



Stories of War from the Women Reporters Who Covered Vietnam

The Vietnam War was one of the most significant events of the 20th century. It was a complex and controversial conflict that had a profound impact on both the United States...



The Hero and Saint of Islam: A Perennial Philosophy

Ali ibn Abi Talib, the fourth caliph of Islam, is a figure of great significance in the Muslim world. He is revered as a hero and a saint, and his...

